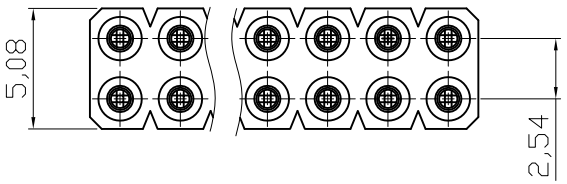

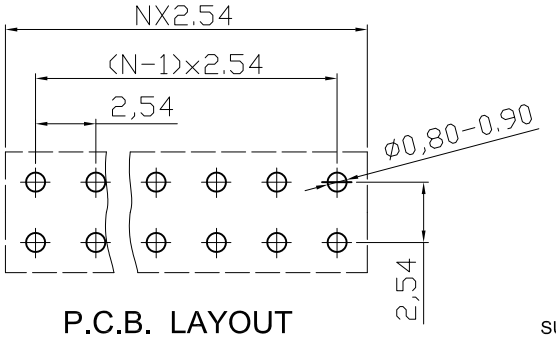

P.C.B. LAYOUT

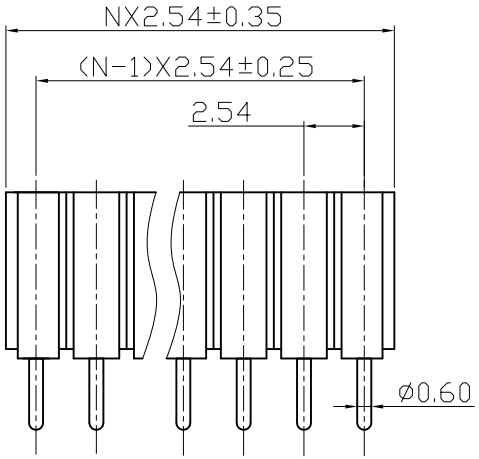

N=The number of contacts

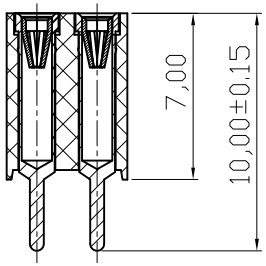

SU Series
Technical Data
Material:
Pin (outer sleeve) : Brass,machined, CuZn38Pb2
Clip(contact 6 finger): PHBZ
Plating(outer sleeve) : Tin plated : 2um/80u"nickel,5um/200u"Tin
Clip Plating(contact) : 2um/80 u"nickel,Gold Flash
Insulator body(housing) : PPS. UL94V-0
Electrical
Current rating : 3 Amps/contact max.
Current resistance : ≦4mΩ /contact.
Insulation resistance : ≧10000MΩ at 500VAC
Rated voltage : 100VRMS /150VDC
Mechanical
Operating temperature : Gold plated: -55°C to +125°C
(Continuous) Tin plated: -40°C to +105°C
Average insertion force: <140g
With steel pin of ø0.66mm or SQ 0.64mm
Average withdrawal force: >25g
With steel pin of ø0.66mm or SQ 0.64mm
Mechanical life: min.200
Environmental data
Solderability (IEC 60068-2-20. Ta) :235°C, 2s
Resistance to soldering heat (IEC 60068-2-20. Tb) :
-Through hole mount components :260°C, 10s

RoHS compliant

Scale	1:1
TOLERANCE	
X.	±0.50
X.X	±0.30
X.XX	±0.10
DIM	TOL
X.°	±1°
Angle	TOL

Id.	Modification	Date	Name
②	Update	30.07.2009	Dean
①	Drawn	03.12.2007	Hellwig

	Date	Name
Drawn	03.12.2007	Hellwig
Approved	30.07.2009	Hellwig

ASSMANN components

Customer-No.

ASSMANN WSW-No.
AWD 127-xx/Z-HP

Drawing-No.
ASS 1063 CO

rev02

Replace

Sheet

SVXXX